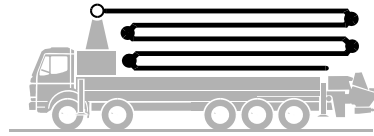


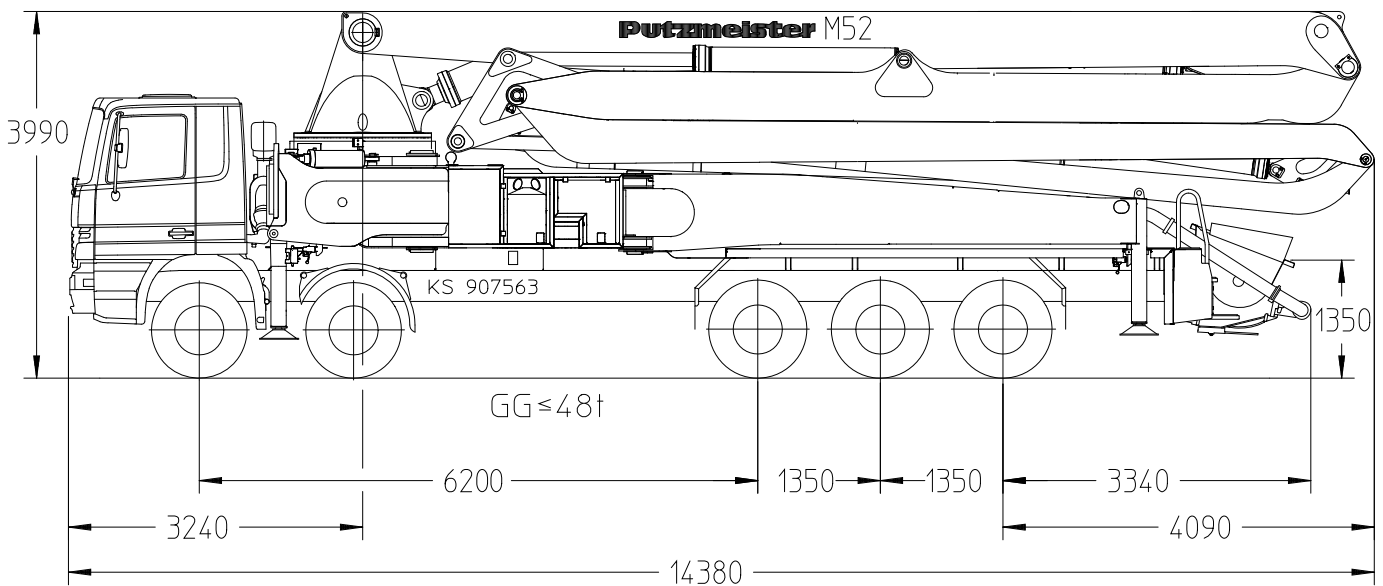
**Putzmeister**

# Truck-mounted concrete pump BSF 52-5.16 H

Output up to 200 m<sup>3</sup>/h  
Delivery pressure up to 130 bar\*



.16 H LS  
.20 H



Note: Serial version. Dimensions and weights depend on truck pump model and equipment.  
Dimensions in mm, MB-Actros 5050 as example.

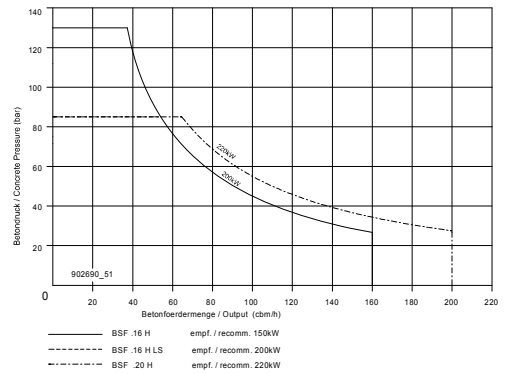
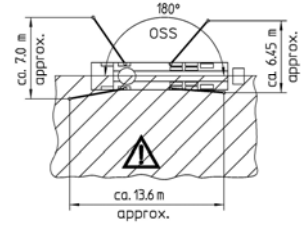
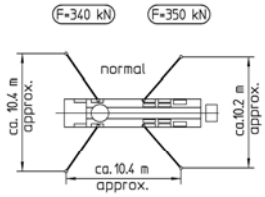
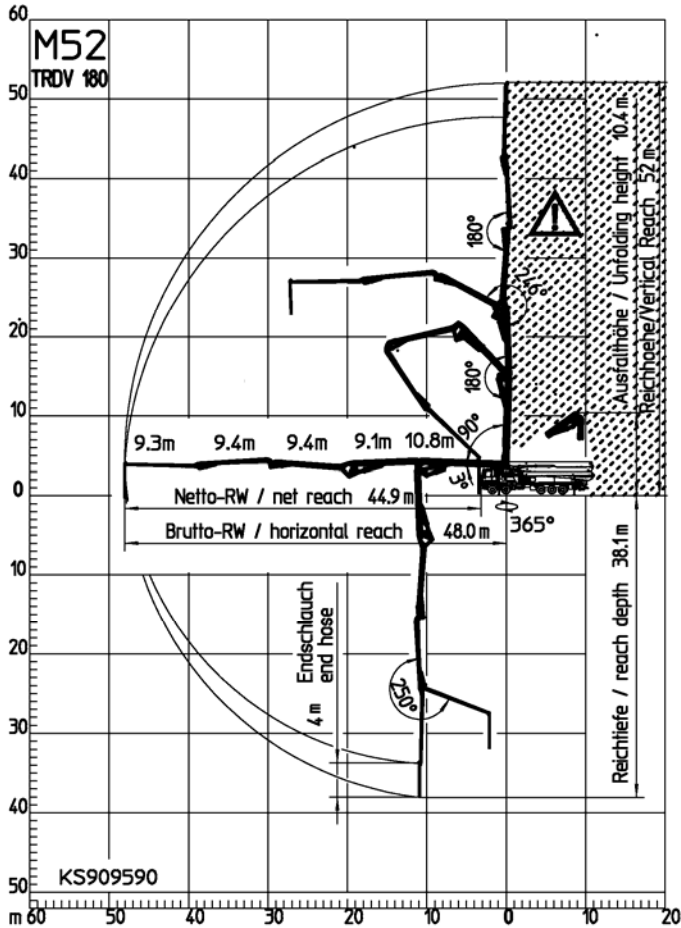
## Technical data

Boom M 52-5		
Sections		5
Reach height	m	52.0
Horizontal reach	gross	m 48.0
	net	m 44.9
Reach depth max.	m	38.1
Unfolding height	m	10.4
End hose length	m	4
Folding system		Z
Delivery line		DN 125

Pump		BSF	.16 H	.16 H LS	.20 H
Rod side	Output	m <sup>3</sup> /h	160	-	-
	Delivery pressure	bar	85	-	-
	Strokes	1/min.	31	-	-
Piston side	Output	m <sup>3</sup> /h	108	160	200
	Delivery pressure	bar	130	85	85
	Strokes	1/min.	21	26	26
	Delivery cylinder	Ø mm	230	250	280
	Stroke	mm	2100	2100	2100

\*) Delivery line boom max. 85 bar.  
All data maximum theoretical.

# Reach information diagram, Support, Performance diagram



All data max. theor.



Range in which you must not work with the end hose.

## Serial delivery scope

Agitator and water pump radio remote / on site controlled	Ergonic Pump System (EPS) incl. Ergonic Output Control (EOC)	Rubber collar on hopper
Boom pedestal TRDV	Ergonic Teleservice (ETS) only with EPS, without SIM card	Single piston
Boom rear light 24 V	Flushing water pump 160 l/min 25 bar	Spectacle wear plate DURO 22
Cardan shaft maintenance free	Hand working search light for hopper, detachable	Splash guard foldable
Central lubrication strip hopper	Hydraulic hose for replacement in hose pack	Spray hose 10 m incl. bracket
Concrete hopper RS 900 with agitator	Lighting modul control box	S-transfer tube switchover fast/slow
Connection Diesel tanks	Operating manuals 2 x cert. (1 x paper, 1 x CD-ROM) spare part list	Support plates (4 x) in magazine (2 x) open
Connections for hydraulic emergency supply	OSS one side support	Swivel support plates
C pipe connection for filling water tank	Painting: pump MB 1227 chrome yellow	Teleservice (ETS)
Delivery cylinder chrome plated	Painting: arm assembly RAL 3020 signalred	Tool set incl. standard equipment
Delivery line (2-layer) PM 2520, arm assembly	Pipe tray on support leg	Towing eye
Delivery piston 'compact' (16 H), single (16 H LS, 20 H)	Platform non-skid	Water supply, hopper (1/2")
Diagnose interface	Pump on/off dependent on speed	Water tank 600 l left, diesel tank right side in support legs
End hose 4,0 m DN 125 5,5"	Radio remote control proportional with display	
Ergonic Graphic Display (EGD) with machine fault management	Remote control with 40 m cable, without display	

See quotation for exact serial delivery scope. Comprehensive range of options available on request.