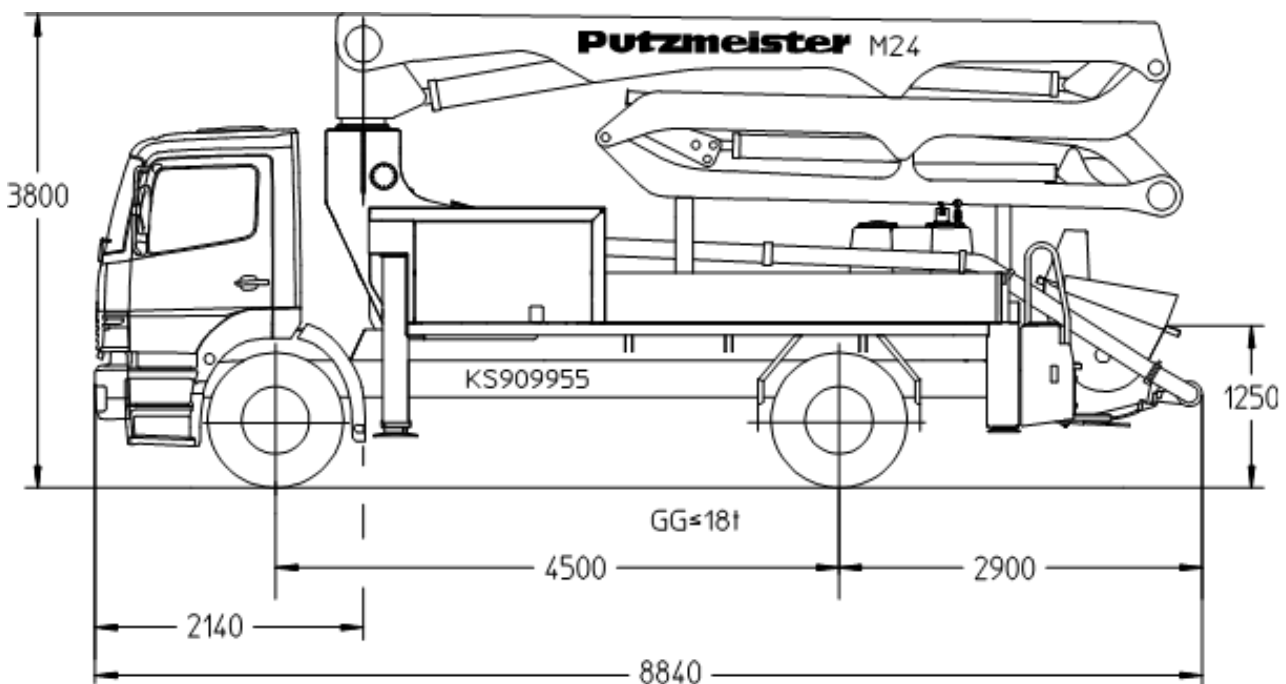
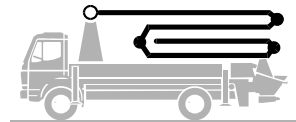


Putzmeister

Truck-mounted concrete pump BSF 24-4.09 H

Output up to 160 m³/h
 Delivery pressure up to 130 bar*

.11 H
 .11 H LS
 .16 H



Note: Standard version for .09 H and .11 H (LS). Dimensions and weights depend on truck, pump model and equipment.
 Dimensions in mm, MB-Axor 1828 as example.

* For .14 H and .16 H a 3-axle truck is required, gross weight > 18 t.

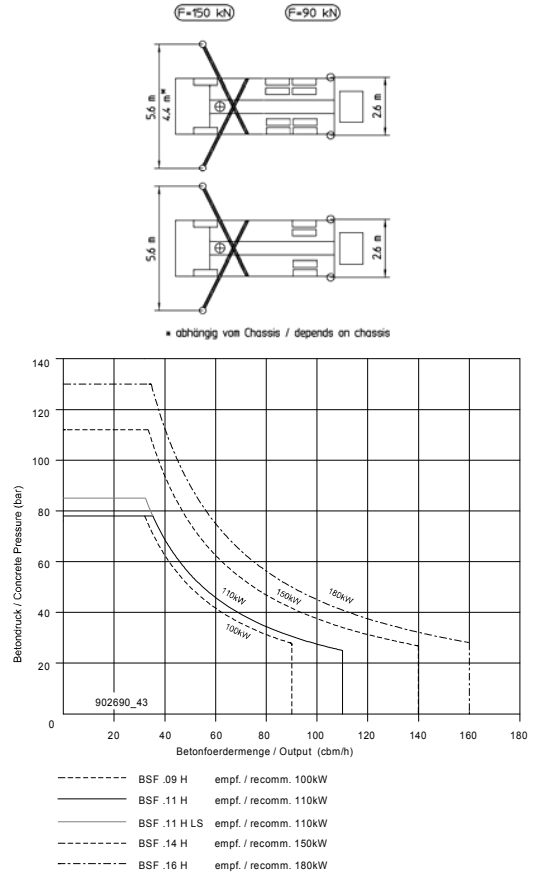
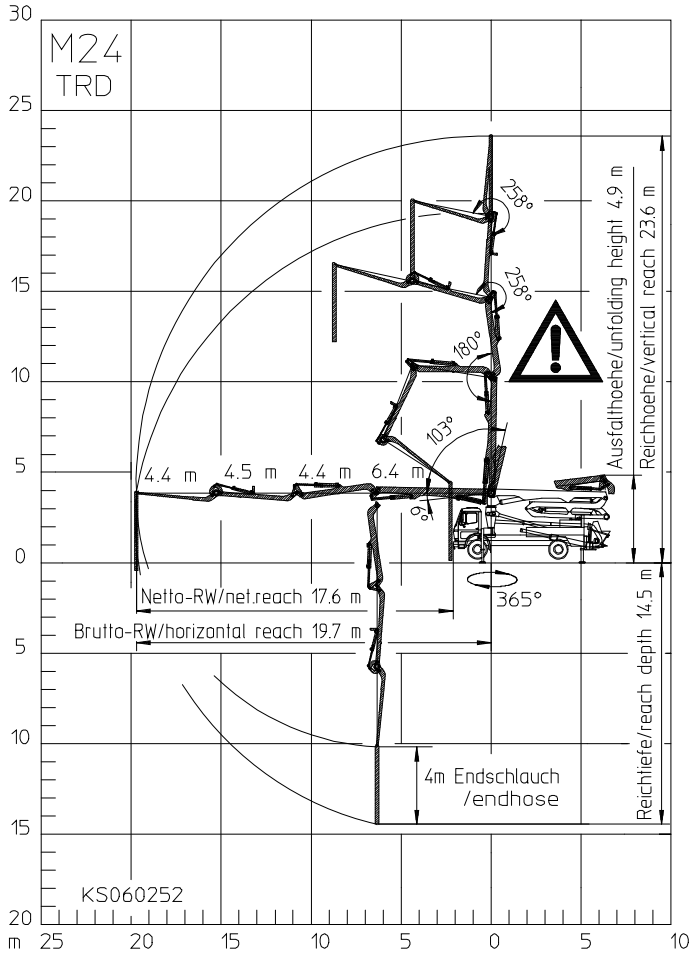
Technical data

Boom M 24-4		
Sections		4
Reach height	m	23.6
Horizontal reach	gross	m 19.7
	net	m 17.6
Reach depth max.	m	14.5
Unfolding height	m	4.9
End hose length	m	4
Folding system		ZR
Delivery line		DN 125

Pump		BSF	.09 H	.11 H	.11 H LS	.16 H
Rod side	Output	m ³ /h	-	-	-	160
	Delivery pressure	bar	-	-	-	85
	Strokes	1/min.	-	-	-	31
Piston side	Output	m ³ /h	90	110	110	108
	Delivery pressure	bar	78	78	85	130
	Strokes	1/min.	26	32	27	21
	Delivery cylinder	Ø mm	230	230	250	230
	Stroke	mm	1400	1400	1400	2100

*) Delivery line boom max. 85 bar.
 All data maximum theoretical.

Reach information diagram, Support, Performance diagram



All data max. theor.



Range in which you must not work with the end hose.

Serial delivery scope

Agitator and water pump radio remote / on site controlled	Ergonic Pump System (EPS) incl. Ergonic Output Control (EOC)	Spectacle wear plate DURO 22
Boom pedestal TRD	Flushing water pump 160 l/min 25 bar	Splash guard fixed
Boom rear light 24 V	Hand working search light lighting hopper, detachable	Spray hose 10 m incl. bracket
Cardan shaft maintenance free	Hydraulic hose for replacement in hose pack	S-transfer tube switchover fast/slow
Central lubrication strip hopper	Operating manuals 2 x cert. (1 x paper, 1 x CD-ROM) spare part list	Support plates (4 x) in magazine (2 x) open
Chassis horn via remote control on hopper	Painting: pump MB 1227 chrome yellow	Tool set incl. standard equipment
Concrete hopper RS 900 with agitator	Painting: arm assembly RAL 3020 signalred	Towing eye
Connections for hydraulic emergency supply	Platform non-skid	Water supply, hopper (1/2")
C-pipe connection for filling water tank	Pump on/off dependent on speed	Water tank 880 / 610 l, depends on chassis
Delivery cylinder chrome-plated	Radio remote control proportional with display	
Delivery line (1-layer) PM 40, arm assembly	Remote control with 25 m cable, without display	
Delivery piston "compact" (9 H, 11 H, 14 H, 16 H), „single" (11 H LS)	Rubber collar on hopper	
Diagnose interface	Side panel left foldable	
End hose 4,0 m DN 125 5,5"	Side panel right foldable	
Ergonic Graphic Display (EGD) with machine fault management	Single piston	

See quotation for exact serial delivery scope. Comprehensive range of options available on request.